



NOK2024

NORDIC CONGRESS OF OPHTHALMOLOGY

5–8 August 2024 • Kuopio, Finland

We are delighted to extend an invitation for participation in the 45th NOKCongress, set to take place at the Kuopio Music Centre from 5–8 August 2024.

Practical information:

- NOK2024 website – www.nok2024.fi
- Contact email – NOK2024@taloevents.fi
- Registration – <https://www.lyyti.in/NOK2024>
- Accommodations – <https://www.nok2024.fi/hotels/>



The Venue


Kuopion Musiikkikeskus, the Music Hall of Kuopio is in the heart of the city, 500 m from the Market Square. Its beautiful Concert Hall is the main venue and many other meeting rooms are available for the conference over four floors.

Address: Kuopionlahdenkatu 23, 70100 Kuopio



Beautiful and Exciting Kuopio

Happiness comes in waves. Explore all Kuopio has to offer by visiting <https://www.kuopiotahko.fi/en/>





Getting there



To travel from Helsinki to Kuopio (about 400 km), you can choose either plane (<https://finnair.com>), train (<https://vr.fi>), or bus.

Note: Exceptionally extensive renovation will take place at Kuopio Airport in the summer of 2024. Due to the renovation work, flights to and from Kuopio will be suspended from June 24 to August 6, 2024.



From August 7, there are several flights daily between Kuopio and Helsinki again.

Directly from the Helsinki Airport, there are train connections to Kuopio. Buses to Kuopio leave from Helsinki central bus station (Kamppi).





NOK2024

NORDIC CONGRESS OF OPHTHALMOLOGY
5–8 August 2024 • Kuopio, Finland

Conference Agenda

preliminary, subject to change

DAY 1–AUGUST 5

Track 1	CHAMBER MUSIC HALL
Track 2	CONCERT HALL
Track 3	AUDITORIUM

Monday, August 05, 2024

14:00 -	Registration Desk
14:00 - 21:00	Exhibition Set-up
	GET-TOGETHER EVENT, Original Sokos Hotel Puijonsarvi, Puikkari Conference

Tuesday, August 06, 2024

DAY 2 – AUGUST 6

08:00 -	Registration Desk		
08:30 - 10:00	<p>Registries in ophthalmology</p> <p>The prevalence and causes of visual impairment in Denmark. An epidemiological study based on public registers Toke Bek, Denmark</p> <p>Finnish visual impairment register Hannu Uusitalo, Finland</p> <p>Norwegian registry study on intravitreal treatment over the last ten years Solheim Husum, Norway</p> <p>Swedish cataract register Anders Behndig, Sweden</p>	<p>Clinical view of uveitis through the slit-lamp and beyond</p> <p>Anterior Uveitis Jennifer Thorne, USA</p> <p>Intermediate uveitis Sanna Leinonen, Finland</p> <p>MS-associated uveitis and sarcoidosis-related uveitis Hanna-Mari Mäkelä and Elli Joukainen, Finland</p> <p>Posterior uveitis Nida Sen, USA</p>	
10:00 - 10:30	Break / Exhibition / Posters		
10:30 - 11:15	Keynote: Jennifer Thorne, USA		
11:15 - 13:00	Break / Lunch / Exhibition <i>12:00-12:45 Lunch Symposiums</i>		
13:00 - 14:30	<p>Traffic Medicine</p> <p>Interference with driving capacity – a view on visual input Fiona Rowe, UK</p> <p>The role of vision-related problems in fatal road accidents in Finland Juhani Kalsi, Finland</p> <p>Experiences from Sweden of the long road to a fair and appropriate legislation regarding visual abilities Tomas Bro, Sweden</p> <p>The European Driving Test (EDT) Øystein Kalsnes Jørstad, Norway</p> <p>Validation of the EDT: An evidence-based approach to the European visual field standards for driving Thea Melsen Sudmann, Norway</p> <p>Driver's health: Is it the eye or other diseases and health issues? Timo Tervo, Finland</p>	<p>Hot topics in ocular oncology</p> <p>Changing patterns in diagnosis, referral, and management of uveal melanoma over the past three decades Jørgen Krohn, Norway</p> <p>Metastatic disease of uveal melanoma. Jens Kiilgaard, Denmark</p> <p>TBA Maria Fili, Sweden</p> <p>The retinoblastoma gene and benign soft tissue tumors Tero Kivelä, Finland</p> <p>How comprehensive ophthalmologists can distinguish choroidal naevi from melanomas using MOLES Bertil Damato, Malta</p> <p>Free papers in ocular oncology</p>	<p>Young ophthalmologists Session 1: Glaucoma with an angle</p> <p>Moderators Sigurrós Jónsdóttir and Marie Krogh Nielsen</p> <p>Gonioscopy made easy Anne Willerslev, Denmark</p> <p>Imaging of the angle Anders Djupesland Bøhler, Norway</p> <p>Narrow angle - CLE, iridotomy or nothing at all Hammurabi Bartuma, Sweden</p> <p>Angle closure Daniella Bach-Holm, Denmark</p> <p>Trabs and tubes - what else is there? Michael Læssø, Denmark</p>
14:30 - 15:00	Break / Exhibition / Posters		
15:00 - 16:30	<p>Clinical view into inherited eye diseases in the Nordic countries</p> <p>Genetics in childhood-onset anterior segment diseases Line Kessel, Denmark</p> <p>Easily unrecognized genetic corneal diseases in the Nordic countries Joni Turunen, Finland</p> <p>An overview of inherited retinal diseases in Sweden Ulrika Kjellström, Sweden</p> <p>BEST1-mediated retinal dystrophy in the Norwegian population Josephine Prener, Norway</p>	<p>Malignant eyelid tumors</p> <p>Eyelid basalioma Niko Viskari, Finland</p> <p>What do you need to know about rare eyelid malignancies Paula Niinimäki, Finland</p> <p>Surgical treatment of eyelid tumors Marita Uusitalo, Finland</p> <p>Molecularly targeted agents in oculoplastic surgery Richard Allen, UK</p>	<p>Metabolic Retina</p> <p>Subthreshold laser treatment in retinal diseases Andrzej Grzybowski, Poland</p> <p>Cost implications of the transition from laser to intravitreal injections in diabetic retinopathy Goran Petrovski, Norway</p> <p>Individualized screening for diabetic retinopathy with proliferative diabetic retinopathy and diabetic macular edema as separate end points Toke Bek, Denmark</p> <p>AI-assisted screening for diabetic retinopathy - real-life outcomes Nina Hautala, Finland</p>
17:30 - 19:00	OPENING CEREMONY, Kuopio Music Centre, Concert Hall and Foyer		

Wednesday, August 07, 2024

DAY 3 - AUGUST 7

08:00 -	Registration Desk		
08:30 - 10:00	<p><u>Glaucoma diagnosis and non-surgical treatments</u></p> <p>Rho-kinas inhibitors Andrew Tatham, UK</p> <p>Glaucoma diagnostics Barbara Cvenkel, Slovenia</p> <p>Preservatives and generics - are we harming our patients? Miriam Kolko, Denmark</p> <p>Free papers in glaucoma TBA</p>	<p><u>Update on Central Serous Chorioretinopathy</u></p> <p>TBD Mikael Larsen, Denmark</p> <p>Clinical impact of the worldwide shortage of verteporfin: What happened, and where are we heading? Marc J. Sirks, Netherlands</p> <p>Evidence-based approach to the treatment of CSC Andreas Vangsted, Lars Christian Boberg-Ans and Yousif Subhi, Denmark</p> <p>New guideline for the management of CSC Helena M. A. Feenstra, Netherlands</p>	<p><u>Cell therapy and Stem Cell Research in Ophthalmology</u></p> <p>Stem cell therapy for AMD - the present and the future Kapil Bharti, USA</p> <p>Rejuvenation of geographic atrophy by stem cell-based RPE Therapy Daniel Muth, Sweden</p> <p>Modulation of pigmentation in RPE cells for future use in cell therapy Goran Petrovski, Norway</p> <p>Human pluripotent stem cell-based therapies for corneal blindness Heli Skottman, Finland</p>
10:00 - 10:30	Break / Exhibition / Posters		
10:30 - 11:15	Keynote: Richard Spaide, USA		
11:15 - 13:00	Break / Lunch / Exhibition 12:00-12:45 Lunch Symposiums		
13:00 - 14:30	<p><u>Glaucoma surgery</u></p> <p>Management of tube erosion Juha Välimäki, Finland</p> <p>Cataract and glaucoma, combined or sequential surgery Daniella Bach-Holm, Denmark</p> <p>Why not to operate glaucoma? Tarek Shaarawy, Switzerland</p> <p>Surgery in normal-tension glaucoma Niina Lindbohm, Finland</p>	<p><u>Baltic Special</u></p> <p>Surgical management of corneal infections – pitfalls and challenges Rimvydas Ašoklis, Lithuania</p> <p>Cataract surgery and week zonules Juris Vanags, Latvia</p> <p>Epiretinal membrane and it's development via mRNA signal systems Kuldar Kaljurand, Estonia</p> <p>30 years of ocular oncology service in Estonia and Baltic States Artur Klett, Estonia</p>	<p><u>Cost effectiveness in ophthalmology and future demands</u></p> <p>Prioritization in health care Miiia Turpeinen, Finland</p> <p>Health technology assessment (HTA) in Finland Hanna-Mari Jauhonen, Finland</p> <p>Measuring real-world cost-effectiveness: why and how? Anja Tuulonen, Finland</p>
14:30 - 15:00	Break / Exhibition / Posters		
15:00 - 16:30	<p><u>Retina surgery</u></p> <p>Sustainability in ocular surgery Sjoerd Elferink, Netherlands</p> <p>Pseudophagic retinal detachments Years 1993-99 and 2019-22 Joona Wirkkila, Finland</p> <p>Gene therapy for hereditary eye diseases in Denmark Kristian Klemp, Denmark</p> <p>Free papers</p>	<p><u>Baltic-NOK joint</u></p> <p>Are there inherited “Baltic” eye diseases shared by Sweden, Finland, and Estonia? Tero Kivelä, Finland</p> <p>Stargardt’s disease genetics today Rando Allikmets, USA</p> <p>Leber's hereditary optic neuropathy from genes to clinic Kuldar Kaljurand, Estonia</p>	<p><u>Young ophthalmologists Session 2:</u></p> <p>Eye Pop - causes of an outstanding eye Moderators: Niko Viskari, Rebecka Jernkrok</p> <p>Oculoplastic emergencies - what you need when you are on call Paula Niinimäki, Finland</p> <p>Orbital inflammation - when is it idiopathic? Cecilia Norin, Sweden</p> <p>Thyroid eye disease - how to treat and when Rannveig Linda Þórisdóttir, Iceland</p> <p>Orbital tumors - what every ophthalmologist should know Richard Allen, USA</p>
19:00 -	CONGRESS DINNER, Lumit, Kuopio Senior High School of Arts (next to Kuopio Music Centre)		

Thursday, August 08, 2024

DAY 4 – AUGUST 8

08:00 -	Registration		
08:30 - 10:00	<p>Anterior segment eye surgery in children</p> <p>How to handle subluxated lenses in children Symira Cholidiam, Norway</p> <p>Bag-in-the-lens in children with cataract Alf Nyström, Sweden</p> <p>Corneal transplantation in children Kari Krootila, Finland</p> <p>Paediatric cataracts and secondary glaucoma: Life-long risk and the effect of glucocorticoids Diana Chabané Schmidt, Denmark</p>	<p>Cornea surgery</p> <p>DSAEK or DMEK for Fuchs endothelial keratoplasty – a prospective randomized study Morten Molbech Madsen, Denmark</p> <p>Anterior lamellar keratoplasty – What to do when? Marios Panagiotopoulos, Sweden</p> <p>Peripheral hypertrophic subepithelial corneal degeneration versus Salzmann's nodular degeneration. Etiology and treatment Sanna Mörtenhumer, Finland</p> <p>Changing patterns in keratoconus treatment Olav Kristianslund, Norway</p>	<p>Young ophthalmologists Session 3: What is in the blurry horizon of myopia?" Moderators: Henrik Bjørnalt Roald, Elisabeth Romundstad</p> <p>Detecting the child at risk Katrin Stadler, Norway</p> <p>Atropin eyedrops Helgi Davíð Björnsson, Iceland</p> <p>Ortho-K lenses Trine Møldrup Jakobsen, Denmark</p> <p>DIMS - glasses Pia Ecker, Norway</p> <p>Myopia - Guidelines at Oslo University Hospital Erlend Landsend, Norway</p>
10:00 - 10:30	Break / Exhibition / Posters		
10:30 - 11:15	ACTA OPHTHALMOLOGICA HONORARY LECTURE - Silver Medal		
11:15 - 13:00	Break / Lunch / Exhibition 12:00-12:45 Lunch Symposiums		
13:00 - 14:30	<p>Neuro-ophthalmology</p> <p>Optic disc drusen Steffen Hamann, Denmark</p> <p>Idiopathic intracranial hypertension Frank Träisk, Sweden</p> <p>Case report Oona Martikainen, Finland</p> <p>Case report Juho Pekkarinen, Finland</p>	<p>Myopia</p> <p>How much genetics and parental myopia explain myopia Juho Wedenoja, Finland</p> <p>Why myopia has not increased in Finland and in Nordic countries similarly as in some Asian Countries? Niko Setälä, Finland</p> <p>Myopia prevention - what is the difference between a statistically and clinically significant benefit of different treatments Olavi Pärssinen, Finland</p> <p>Atropine in Myopia control: update 2024 Andrzej Grzybowski, Poland</p>	<p>Hot Topics in Age-Related Macular Degeneration</p> <p>Physical activity for geographic atrophy in AMD Marie Krogh Nielsen, Denmark</p> <p>Can we trust the Amsler grid? Jakob Bjerager, Denmark</p> <p>Evidence-based practice for intravitreal injections Emilie TS Butler, Denmark</p> <p>Studies on intravitreal injection syringes Morten C Moe, Norway</p> <p>New therapeutical options for the treatment of neovascular AMD Anna Stage Vergmann, Denmark</p>
14:30 - 15:00	Break / Exhibition / Posters		
15:00 - 16:30	<p>Collaboration with EVER</p> <p>Neurobiological bases of discomfort and decreased tear production in glaucoma patients Juana Gallar Martinez, Spain</p> <p>Ophthalmodynamometry and its clinical applications Rebekka Heitmar, UK</p> <p>AI using our FOREVER dataset Miriam Kolko, Denmark</p> <p>Diabetic retinopathy and AI in 2024: promises and hazards Andrzej Grzybowski, Poland</p>	<p>Free papers</p>	<p>Young Ophthalmologists Course: Uveitis - what to test and when to test</p> <p>Moderators: Elisabeth Romundstad, Marie Krogh Nielsen</p> <p>Christos Christakopoulos, Denmark Jon Roger Eidet, Norway</p>
17:00 - 18:00	CLOSING CEREMONY, Kuopio Music Centre		